


Grade K- Computers Class:

Staying Safe Online Lesson Directions:



Computers Classes:

- Monday, June 8, 2020
- Tuesday, June 9, 2020
- Wednesday, June 10, 2020
- Thursday, June 11, 2020
- Friday- See the assignment posted separately that is specifically for **June 12th**. Friday's class will work on this assignment Friday, June 5th. Remember, we did not have school on Friday, April 10th so Friday's class is one week behind.

LEARNING OBJECTIVES:

- Use the **DETAILS** in a book to help identify the message of a non-fiction book about Internet Safety
- Develop active listening skills as a story is read aloud using technology
- Identify and apply **DIGITAL CITIZENSHIP & INTERNET SAFETY** Skills:
 - Get help from a trusted adult to use a digital device and use technology with adult supervision
 - Be Kind Online
 - Do No Share Private Information (name, address, age, phone number, school, passwords)
- Demonstrate developmentally appropriate navigation skills in various virtual environments

LESSON MATERIALS:

- A parent/guardian to guide student through accessing the online learning platform, **EdPuzzle**, and to help with reading parts of the lesson (Note that the story is read aloud and is posted as a video within EdPuzzle. The video will stop when a question needs to be answered. I have built the questions right in the assignment.)
- This **Lesson Directions Page** (virtual PDF or photocopied PDF)
- Your login credentials (the username and password you created for previous EdPuzzle lessons)
- The **Directions to Log In & Access the EdPuzzle Assignment for Computers Class Video Tutorial**, which is needed to access the posted assignment
- The **Directions to Access & Join the correct EdPuzzle Class**, which is needed to **JOIN** Edpuzzle and to access the posted assignment for the two previous weeks and this week (see pages 2 & 3 of this PDF)-
Students/Families should have JOINED Edpuzzle within the past two weeks; However, if you did not, I have included the directions in this week's assignment as well. Please complete prior assignments first if you have not done so already.
- A Digital Device (Smart Cell Phone with web browser App, iPad/Tablet with web browser App, Chromebook, or Laptop/Desktop Computer (with web browser installed))

Lesson Directions:

- You will only need to watch the Video Tutorial entitled, **Directions to Log In & Access the Edpuzzle Assignment**, if you forget how to log in or if you have not done so yet. The video will demonstrate how to log into the account if you have already created one. <https://tinyurl.com/LoginEdpuzzle>
- Navigate to the digital interactive lesson by clicking on Edpuzzle.com or by typing in the address in your web browser, watch the lesson video, and answer the questions as they automatically appear throughout the digital assignment. Remember, I will automatically see your child's progress within the Teacher Dashboard in EdPuzzle once your child has completed this assignment.
- IMPORTANT NOTE: This tutorial is for those who still need to Join Edpuzzle and complete the previous two week's and this week's assignments. Watch the Quick Tutorial Video**, which demonstrates how to access EdPuzzle, how to create a new account for your student, how to access the assignments, and how to navigate Edpuzzle. Note that the lesson in this example is different than the real lesson. The code you will need to join the correct EdPuzzle class and the written directions can be found on the following two pages in this PDF.
<https://tinyurl.com/How-2-Join-EdPuzzle>

Have fun reading about Internet Safety, in EdPuzzle, with a special sing along version of the book, [Staying Safe Online!](#) ❤️ Mrs. Spalt

How to Access & Join edpuzzle:

EdPuzzle Class Codes for Kindergarten COMPUTERS CLASSES:

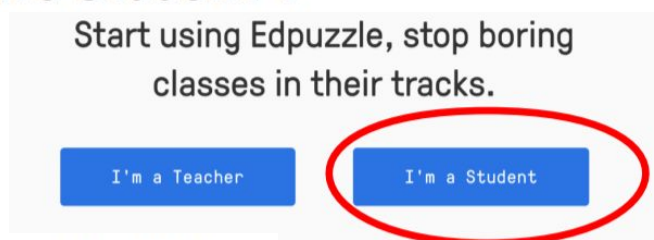
- Please look at the chart below. Find your child's Kindergarten teacher's last name and use the EdPuzzle Class Link provided to navigate directly to the SIGN UP landing page within EdPuzzle ~or~ enter edpuzzle.com into your web browsers address bar and complete the Signing Up with a Class Code Directions as provided below.
- This is a Video Tutorial demonstrating How To Join EdPuzzle (with either the provided class link or the provided code) and How To Navigate EdPuzzle Assignments: <https://tinyurl.com/How-2-Join-EdPuzzle>

KINDERGARTEN CLASSES:	EDPUZZLE CLASS LINK:	CODE:
Mrs. Volpe's & Mrs. Granado's Classes	https://edpuzzle.com/join/kawiggu	kawiggu
Ms. Wittig's Class	https://edpuzzle.com/join/jamufja	jamufja
Mrs. Pullizzano's Class	https://edpuzzle.com/join/konibuu	konibuu
Mrs. Schaeffer's Class	https://edpuzzle.com/join/heterco	heterco
Ms. Passafaro's Class	https://edpuzzle.com/join/azdamom	azdamom
Ms. Brillante's Class	https://edpuzzle.com/join/hifilal	hifilal

- 1 Go to www.edpuzzle.com
- 2 Click on the "Sign up" button.



- 3 Click on "I'm a student".



- 4 Next, choose the "Sign up with Edpuzzle" button.



- 5 Enter the class code your teacher gave you and click "Next".

Unlock the world of Edpuzzle... just enter your class code.

- 6 Next, you'll be prompted to enter your name and choose a username and password.


****Make sure you enter your student's name with a middle initial, as many names seem to be in EdPuzzle already since it is being used worldwide!**

- 7 Click on "Join class", and welcome to the world of Edpuzzle!

Please make sure you write down the username and password that you create, and keep it somewhere safe. You will most likely need to use those user credentials again to access additional lessons assigned by your teachers.

Class example
Katya Zamolodchikova
Class code:

Found it! You're just one step away now.

Now you are ready to begin the assignment! Click on the video assigned for this week, play the video, and answer the embedded questions. Remember, you can always use the "rewatch" button before you answer questions. Your answers will be checked as you work, so you will receive immediate feedback. Your total score will be available at the end of the assignment so that you can monitor your own success! Your teacher will see your results in the teacher dashboard! Have fun using EdPuzzle!