

Grade 1- Assignment #9



LEARNING OBJECTIVES:

- Locate the letter keys on the QWERTY keyboard
- Use basic technology terms in the proper context in conversation
- Apply critical thinking/problem solving skills to solve online puzzles/problems
- Demonstrate developmentally appropriate navigation skills in virtual environments

LESSON MATERIALS:

- A Digital Device (a smart phone, tablet/iPhone, Chromebook, or Laptop/ Desktop Computer)
- This Lesson Directions Sheet (to know which lessons are assigned for this week)
- The "HOW TO ACCESS TYPETASTIC LESSONS" Login Directions Sheet (see page 2 of this PDF)
- HPS Student Google Account USERNAME (Make sure to add @haledon.org when using your own device) and PASSWORD (Remember that passwords are case sensitive)
**A parent can email aspalt@haledon.org if a student does not recall their school login credentials.*

LESSON DIRECTIONS:

- Log into the Typetastic! learning platform (See PAGE 2 of this PDF for the Link and log in directions)
Note: I set your account up with your school email credentials. You will always use the [Sign in with Google](#) button. This will place you in our school's account and allow me to track your learning progress. **I will be able to access your work through the teacher dashboard within this digital learning platform.**
- Follow the picture directions below to navigate to your lessons. You should only work within lessons **14-20** of the **Astro Bubbles** section this week.

*For this week's Computer's Class, you will work on activities **#14-20** within the fifth section, called "**Astro Bubbles**," of the "**My Keyboard Adventure**" curriculum, which is the first lesson set of the **TypeTastic!** educational technology learning platform. **Please do not work past this activity.**

Activity Hint: You need to type each letter twice... Once to select it and the other when you are ready to "shoot." Make sure you figure out which color bubble you need to blast before you select which letter key to use (Match the colors!). Also, line up your blasts! You can use a computer keyboard to type the correct letter for this also if you have one.



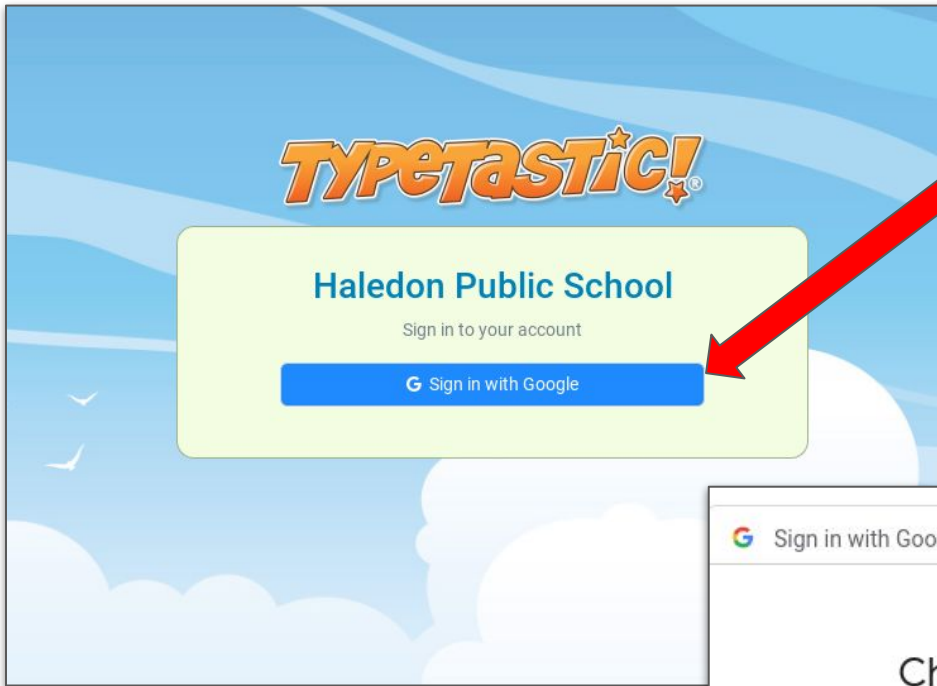
Have fun learning the letter key locations on the Computer Keyboard!



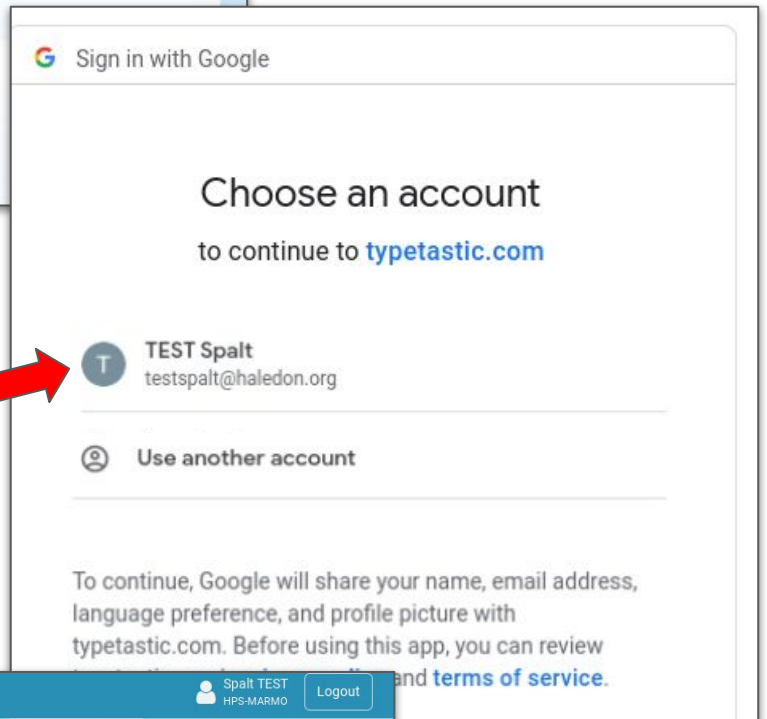
Please DO NOT go to the next section yet!

How To Access Typetastic Lessons

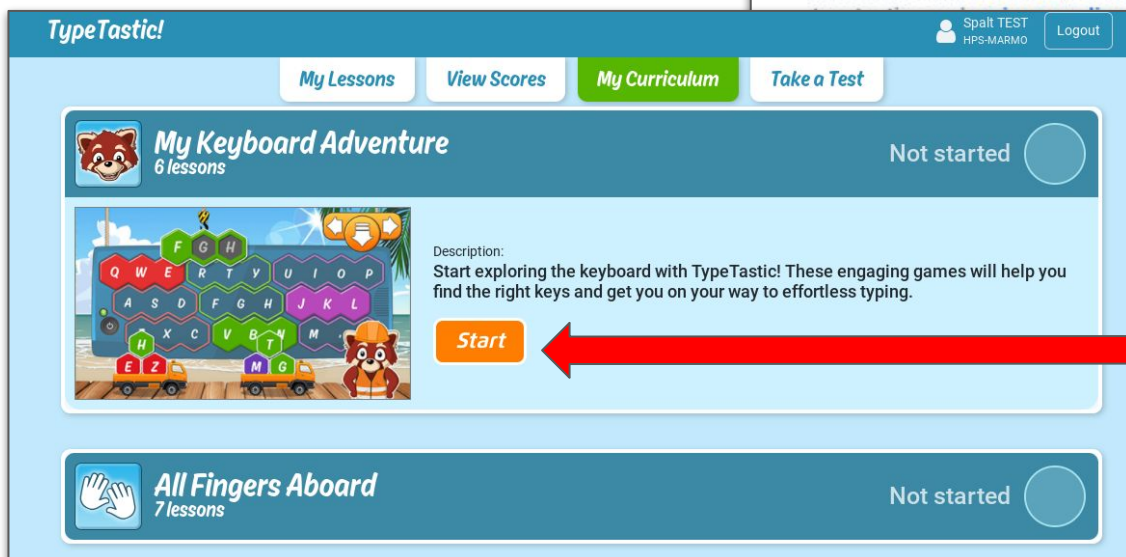
1. Click on the class link: thehaledon.typetastic.com



2. Click on the blue SIGN IN WITH GOOGLE button.



3. Click on YOUR Google Account.



4. Click on the blue START button For My Keyboard Adventure in the My Curriculum tab.