

# Grade 1- Assignment #1



## LEARNING OBJECTIVES:

- ☒ Locate the letter keys on the QWERTY keyboard
- ☒ Use basic technology terms in the proper context in conversation
- ☒ Demonstrate developmentally appropriate navigation skills in virtual environments

## LESSON MATERIALS:

- ☒ A Digital Device (a smart phone, tablet/iPhone, Chromebook, or Laptop/ Desktop Computer)
- ☒ This Lesson Directions Sheet (to know which lessons are assigned for this week)
- ☒ The “HOW TO ACCESS TYPETASTIC LESSONS” Login Directions Sheet (see page 2 of this PDF)
- ☒ HPS Student Google Account USERNAME (Make sure to add **@haledon.org** when using your own device) and PASSWORD (Remember that passwords are case sensitive)  
*\*A parent can email [aspalt@haledon.org](mailto:aspalt@haledon.org) if a student does not recall their school login credentials.*

## LESSON DIRECTIONS:

1. Log into the Typetastic! learning platform (See PAGE 2 of this PDF for the Link and log in directions)  
**Note:** I set your account up with your school email credentials. You will always use the Sign in with Google button. This will place you in our school’s account and allow me to track your learning progress. I will be able to access your work through the teacher dashboard.
2. Follow the picture directions below to navigate to your lessons. You should only work within the **five** lessons of the Keyboard Builder section this week.

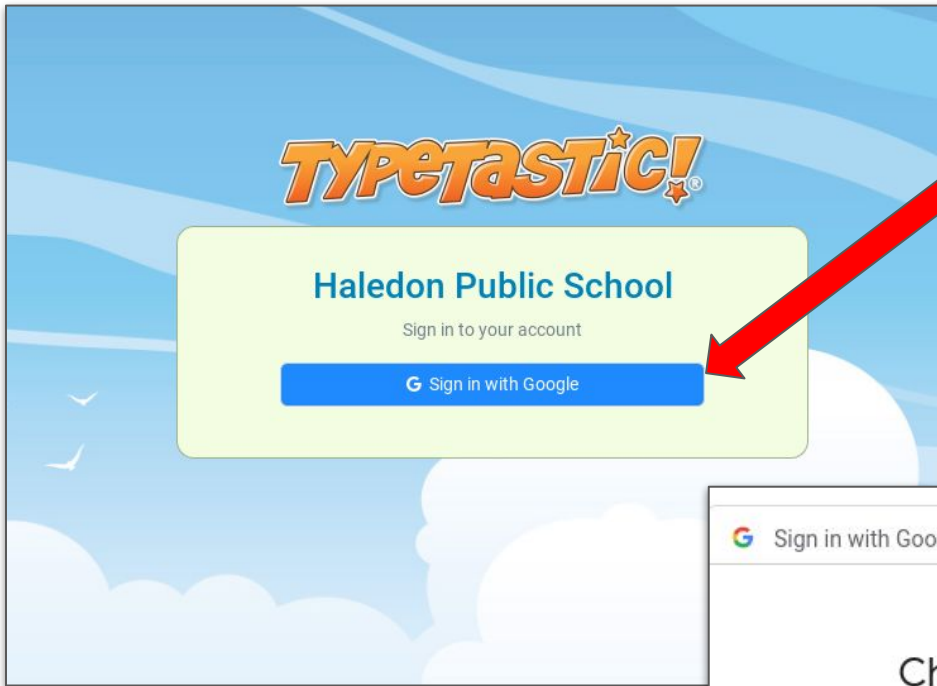
\*For this week’s Computer’s Class, you will work on **Five** different activities within the first section, called “**Keyboard Builder**,” of the “**My Keyboard Adventure**” curriculum, which is the first lesson set of the **TypeTastic!** educational technology learning platform. **Please do not work past this section.**



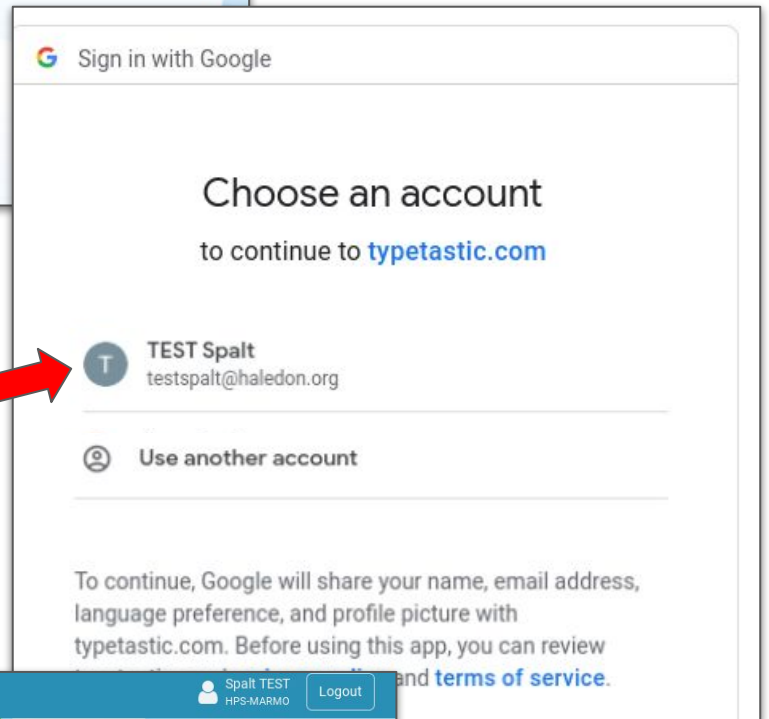
Have fun learning the letter key locations on the Computer Keyboard!

# How To Access Typetastic Lessons

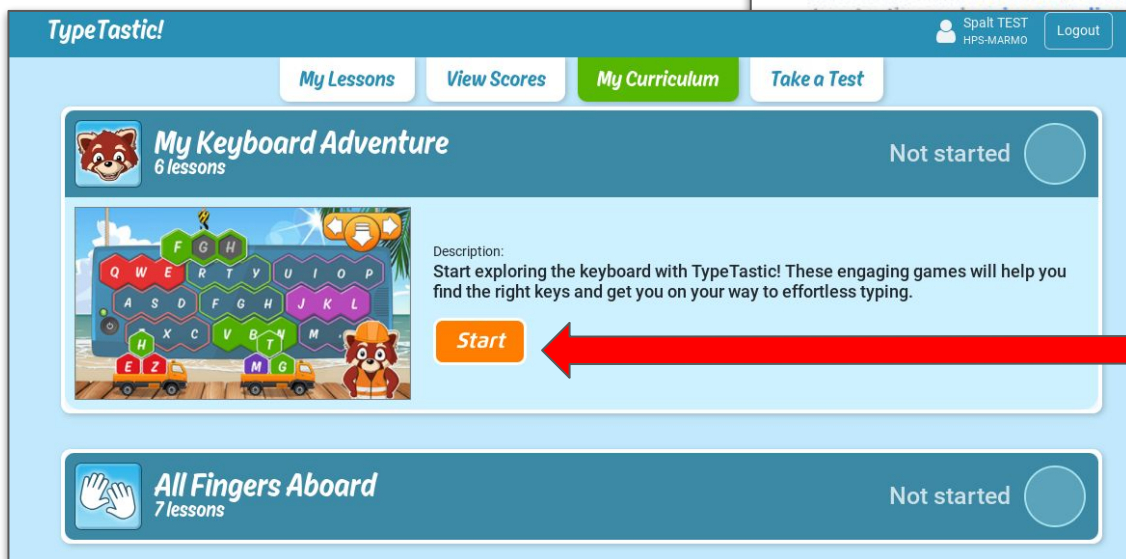
1. Click on the class link: [thehaledon.typetastic.com](http://thehaledon.typetastic.com)



2. Click on the blue SIGN IN WITH GOOGLE button.



3. Click on YOUR Google Account.



4. Click on the blue START button For My Keyboard Adventure in the My Curriculum tab.